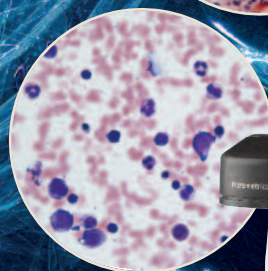
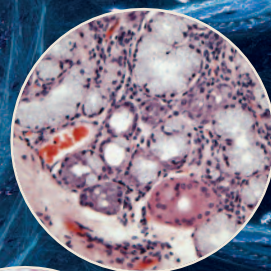
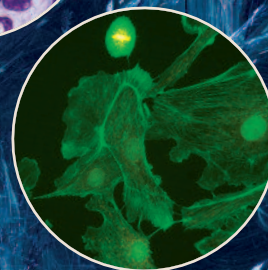
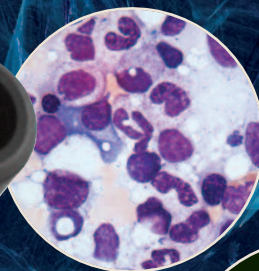


**ACCU-SCOPE® microscopes are engineered
to the highest quality standards**



Delivering Quality thru Vision

3012 MICROSCOPE SERIES

Digital Imaging Systems Make Documentation Easier Than Ever Before

Micrometrics® CCD and CMOS cameras and image analysis software provide users with an intuitive and comprehensive system for image capture, measurement, annotation, report generation, fluorescence image composition, image stacking, image stitching and spherical aberration correction. Micrometrics® cameras provide excellent color reproduction and fast frame rates to meet the needs of today's demanding life science professionals.

One Click Does It All

Micrometrics® software is a powerful report generator that integrates a powerful set of camera controls, video preview, frame capture, image measurement and annotation and image management tools with a single click.



3012 SERIES SPECIFICATIONS

Optical System	Infinity Optical System, $f = 200\text{mm}$, Anti-mold
Viewing Head	Siedentopf type, inclination 30° , Interpupillary distance 47-75mm, 360° rotatable. Available in binocular or trinocular configuration
Eyepiece Tubes	Eyepoint height is adjustable and can be raised 35mm when the interpupillary distance is 64mm by rotating the eyepiece tubes up 180° to accommodate the needs of various users.
Eyepieces	WF10x eyepiece, 22mm field of view with built-in diopter adjustment and reticle holder. Eyepiece accepts 26.5mm reticle.
Nosepiece	Quintuple, reversed type with positive click stops
Stage	Rackless, scratch resistant rectangular stage, 188 x 150mm surface area with 78 x 54mm cross travel using low-positioned X-Y coaxial control knobs
Condenser	N.A. 1.25 Abbe Condenser with aperture diaphragm and position guide markings for each objective and filter holder
Focusing Mechanism	Coaxial coarse and fine focus mechanism. Fine focus sensitivity 0.2mm
Objectives	E Plan Achromat 4x N.A. 0.10, 10x N.A. 0.25, 40xR N.A. 0.65, 100xR oil N.A. 1.25
Illumination	5 watt LED (20,000 hour rated life) variable, an optional field diaphragm is available
Filters	Blue filter (optional)
Stand	Cast alloy aluminum with built-in carrying handle and removable lamp house for easy bulb replacement. Physical weight: 16 lbs.
Miscellaneous	By using anti-mold paint and sealing anti-mold agents inside the microscope, the 3012 Series is designed for use even in hot and humid environments. Microscope Dimensions (LWH): 10" x 9.25" x 16.75". Physical Weight: 16 lbs. Shipping Dimensions (LWH): 16" x 11" x 20". Shipping weight: 19 lbs.

3012 SERIES OPTIONAL ACCESSORIES

Digital Imaging	Micrometrics® CCD and CMOS Cameras with image analysis software, USB 2.0
Viewing Head	Siedentopf binocular or trinocular viewing head.
Eyepieces	WF15x/16mm field of view with built-in diopter (accepts 20mm reticle), WF20x/12.5mm field of view with built-in diopter (does not accept a reticle)
Objectives	E-Plan 20x, E-Plan 50xR oil, E-Plan 60x, E-Plan 100xR DRY
Phase Contrast	Turret phase condenser with E-Plan phase 10x, 40xR & 100xR oil or slider phase set with E-Plan phase 10x & 40xR
Fluorescence	Two position filter slider with choice of either metal halide illuminator and adapter or 100 watt mercury power supply and lamp house
Polarizing	Simple polarizer and analyzer
Miscellaneous	Optional cord hanger, carry case



ACCU-SCOPE INC.

© Copyright 2013 ACCU-SCOPE Inc. Printed in the U.S.A. ACCU-SCOPE Inc. reserves the right to change and improve specifications without notice due to technological or manufacturing advances.



www.digital-usb-microscopes.com

info@digital-usb-microscopes.com